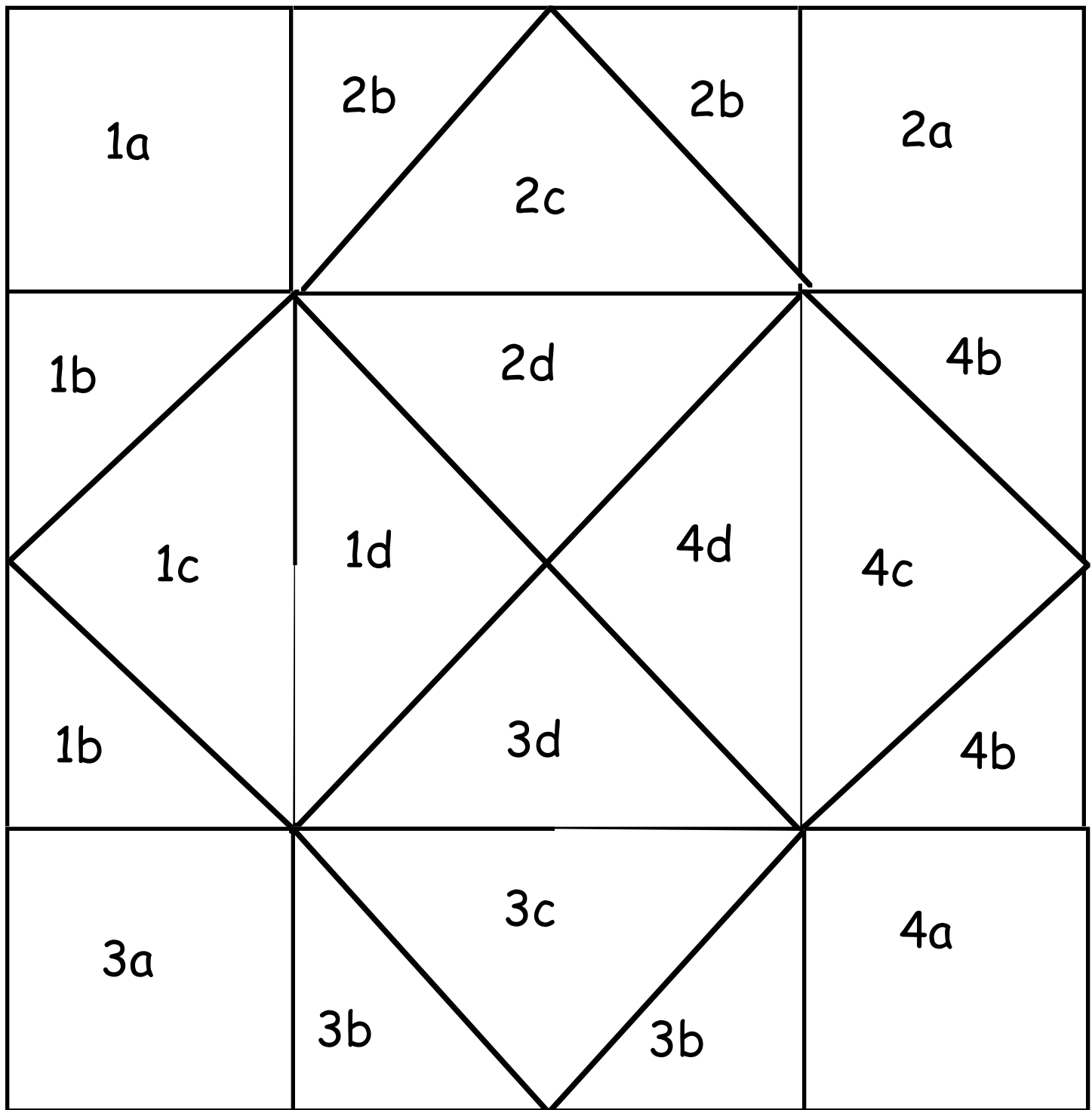


Make a Plate Boundaries Cootie Catcher!



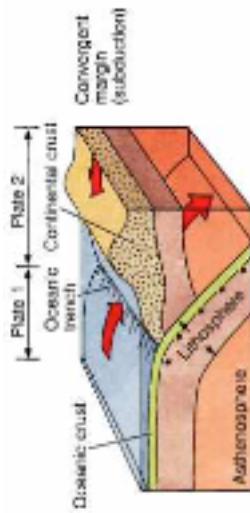
Cut out each part and glue on to the corresponding number on the Cootie Catcher **before** you put it together. Save the "b's" for last. Paste the "b's" on **after** you have folded the Cootie Catcher. You may glue **across the folds** for the "b's"! When you are done, figure out how to use it!

DIAGRAM

TYPE OF BOUNDARY

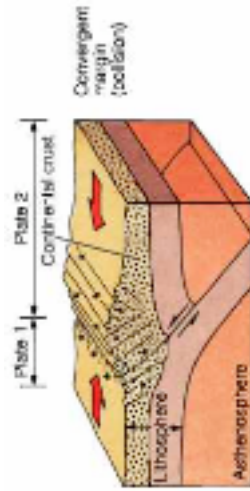
MOTION

FEATURES



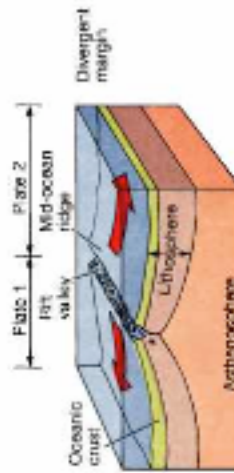
1a.

1b. Convergent (Subduction)
1c. Moving Towards Each Other
1d. Trench Volcanic Mtns.



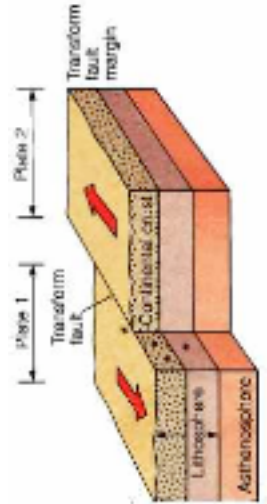
2a.

2b. Convergent (Collision)
2c. Moving Towards Each Other
2d. Faulted & Folded Mtns.



3a.

3b. Divergent
3c. Moving Away From Each Other
3d. Rift Valley Ridge Volcanoes



4a.

4b. Transform (Sliding)
4c. Sliding Past Each Other
4d. Fault Zone